



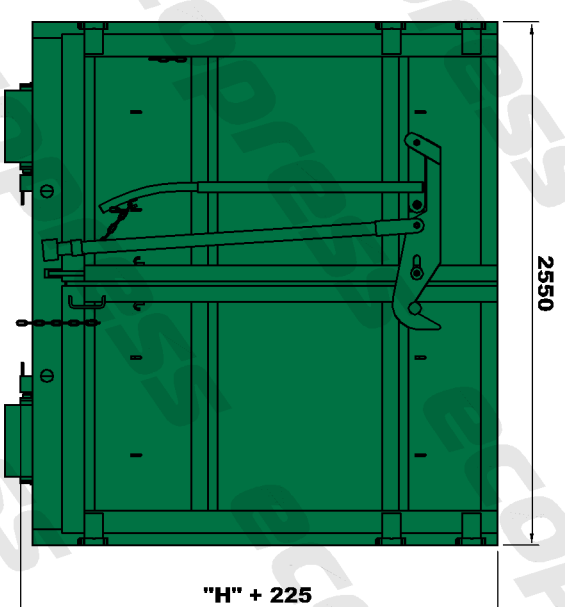
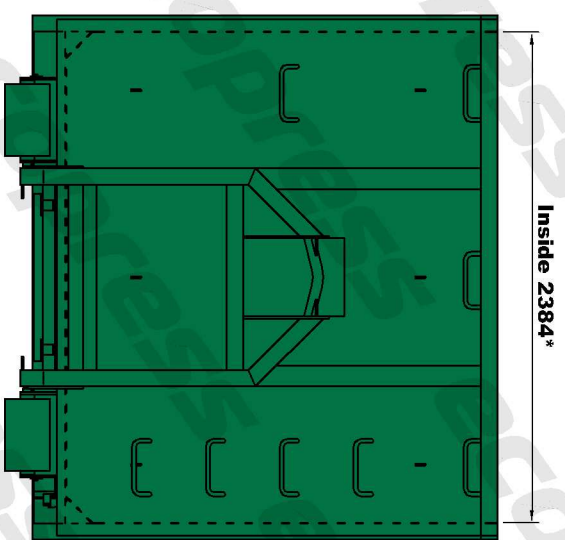
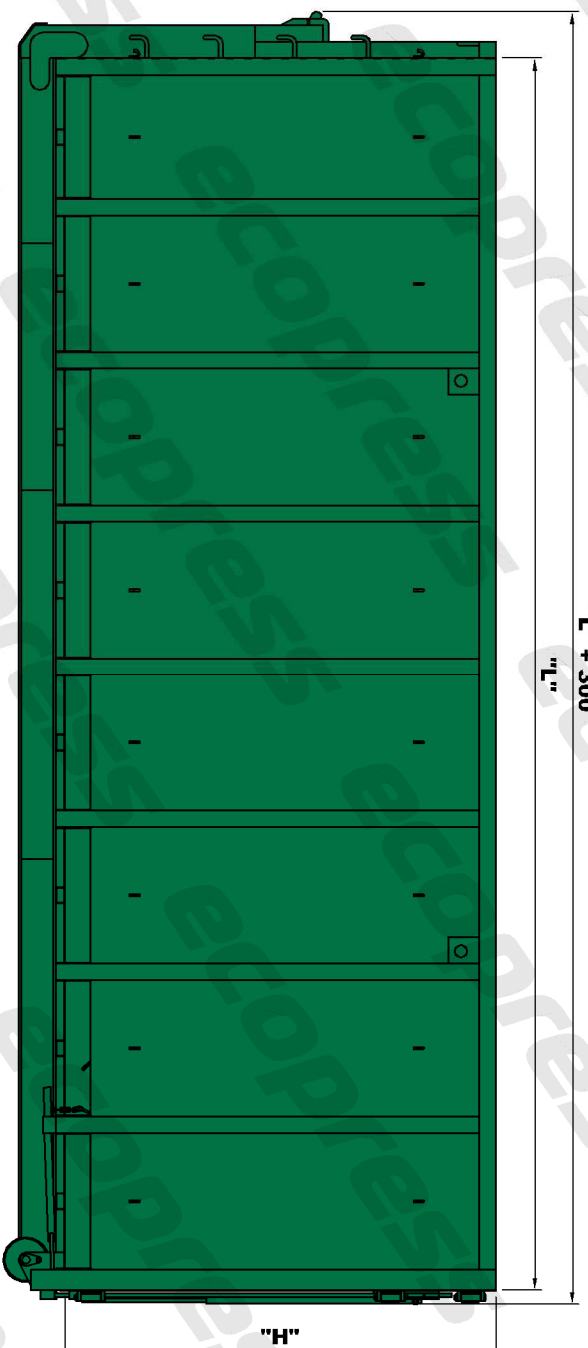
Type HL specification:

- Frame according to SS3021 (UNP180), DIN30722/SFS4417 (INP180)
- Sides 3mm S235 (S355 is available on demand as well 4mm/5mm thickness)
- Bottom 5mm S235 (S355 is available on demand as well 4mm/6mm thickness)
- 19 bottom and 10 side profiles
- Side profiles 60x80x60x3
- Bottom profiles 40x80x40x4
- On top RHS80x80x3, back posts RHS100x80x5
- Double side opening rear doors with 2 or 3 hinges with grease nipple on each hinge
- Hook-type locking mechanism (other types of locking mechanism are available on demand)
- Safety lock operated from the side
- Ladder steps on front wall and inside
- Reflex decals
- Surface treatment:
 - shot blasting sa 2.5
 - inside 60µm alkyd primer
 - outside min 100µm 2K polyurethane EN ISO 12944 C3M

Options:

- Rolling tarpaulin cover
- Steel flat roof
- Steel arched roof
- Steel net roof (steel grid)
- Steel twin-sided roof
- Manual light mesh cover 270 degrees opening
- Sliding steel roof
- Fliptop roof solutions www.fliptop.se
- Cable winch for operation of roof
- Hydraulic manual pump
- Hydraulic combined pump (to operate with a drill)
- Lifting jack
- Steel plates on sides for logo stickers
- LOGO stickers and serial numbers
- Ladders on sides in back

Other extras are available on demand.



Model HL		
Type	H, mm	V, m ³
HL10	700	9.9
HL11	800	11.3
HL12	900	12.7
HL14	1000	14.1
HL15	1050	14.8
HL17	1200	17.0
HL18	1250	17.7
HL20	1375	19.4
HL22	1500	21.2
HL25	1750	24.8
HL28	2000	28.3
HL30	2100	29.7
HL32	2300	32.5
HL35	2450	34.7
HL38	2650	37.5
HL40	2800	39.7
HL41	2900	41.1

Length from 4000mm to 7500mm each 100mm (4000, 4100, 4200, etc)
 Locking device: Swedish lock / German lock / 7-lock

Frame: SS3021 / SFS4417 / DIN30722
 Sides: 2mm/3mm/4mm S235/S355
 Bottom: 3mm/4mm/5mm S235/S355